

Three-TETRA-Station Combiner

DESCRIPTION

- The PRO-ISO-PHY-TETRA-S3 combiner provides the possibility of connecting up to three TETRA radios into one common antenna.
- The PRO-ISO-PHY-TETRA-S3 models are available in the frequency range 380 - 470 MHz (on request).
- ETSI compliant connection of three digital radios.
- The PRO-ISO-PHY-TETRA-S3 is the successor to the PRO-ISO-PHY-TETRA-3.
- The PRO-ISO-PHY-TETRA-S3 has improved isolation between the ports more than 62 dB - and lower insertion loss.
- The use of high-quality system components such as highly selective helical duplex filters and high-performance isolators provides high isolation and secure communication.
- The smallest and most compact design on the market.
- Suitable for both stationary and mobile use.
- Also available in tray for 19" rack mounting.
- Vibration and shock tested in accordance with EN-60068**.

**Tested in accordance with:

Random test: EN 60068-2-64, test specification: EN 300 019-2-5 V3.0.0.

Shock test: EN 60068-2-27, test specification: EN 300 019-2-5 V3.0.0.

Bump test: EN 60068-2-29, test specification: EN 300 019-2-5 V3.0.0.



ORDERING

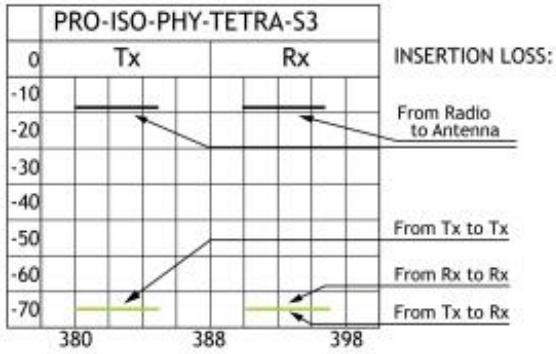
Model	Product No.	Frequency
PRO-ISO-PHY-385/390-S3-N(f)	210002228	380 - 385 MHz / 390 - 395 MHz
PRO-ISO-PHY-415/420-S3-N(f)	210002252	410 - 415 MHz / 420 - 425 MHz
PRO-ISO-PHY-420/425-S3-N(f)	Contact for availability	415 - 420 MHz / 425 - 430 MHz
19" Front plate with connectors in front *	210002302	
19" Front plate with connectors in back *	210002205	

SPECIFICATIONS

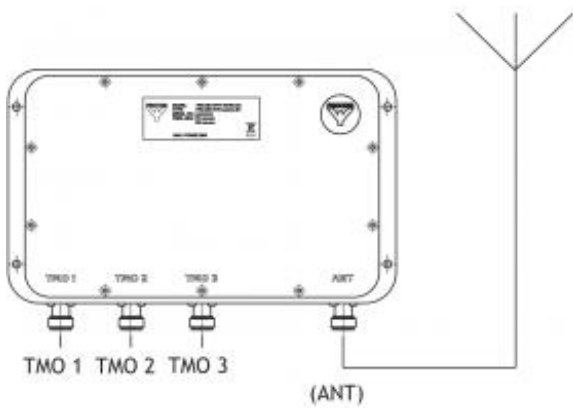
Electrical	
Model	PRO-ISO-PHY-TETRA-S3
Frequency	TX: 380 - 385 MHz RX: 390 - 395 MHz or TX: 410 - 415 MHz RX: 420 - 425 MHz
Type	TETRA combiner
Max. Input Power	25 W per port
Insertion Loss Tx-Ant.	< 9.0 dB
Insertion Loss Rx-Ant.	< 9.0 dB
Isolation TRx - TRx	TX - TX: > 62 dB RX - RX: > 62 dB TX - RX / RX - TX: > 62 dB
VSWR	< 1.5:1
Group Delay Variation	TX-ANT. < 120 nsec. RX-ANT. < 150 nsec.
No. of Channels	3 - 3
Mechanical	
Connection(s)	N(f)
Colour	Black
Dimensions	150 (excl. conn.) x 150 x 35 mm / 5.91 (excl. conn.) x 5.91 x 1.38"
Weight	2.4 kg / 5.29 lb
Environmental	
Ingress Protection	IP62

ADDITIONAL DATA

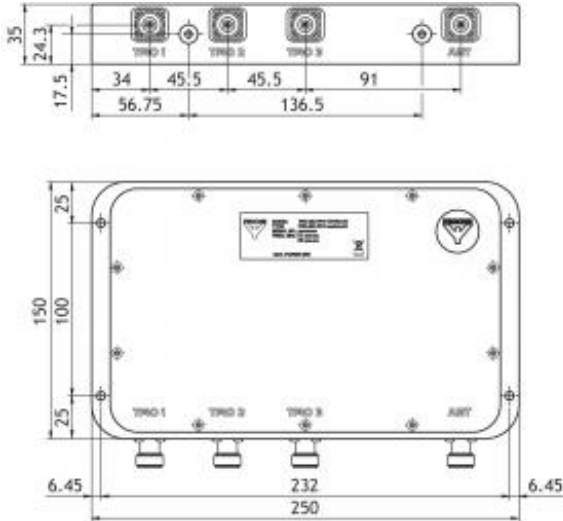
TYPICAL ATTENUATION VALUES



CONNECTION DIAGRAM



MOUNTING DETAILS



19" Front plate with connectors in front (210002302)



19" Front plate with connectors in back (210002205)

